

Indian Institute of Science Education and Research Thiruvananthapuram
Summer Visiting Programme Application

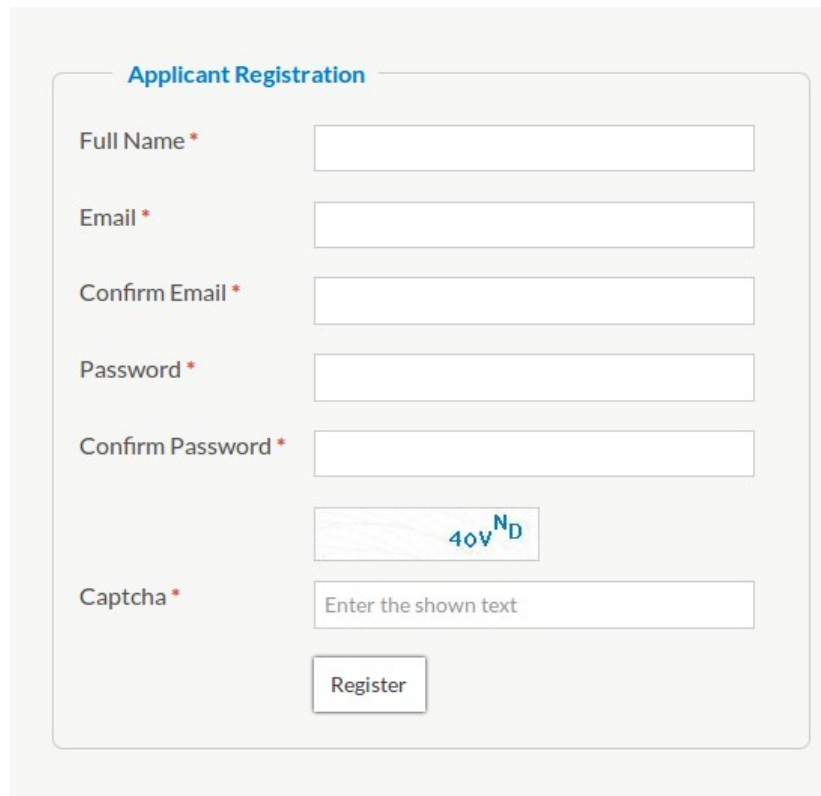
Instructions for Applicants

Step 1

Visit the link <http://sp.iisertvm.ac.in/isvp/> and hit apply now.

Step 2

Register as a applicant . You will receive an email with activation link. If not please check your spam directory.

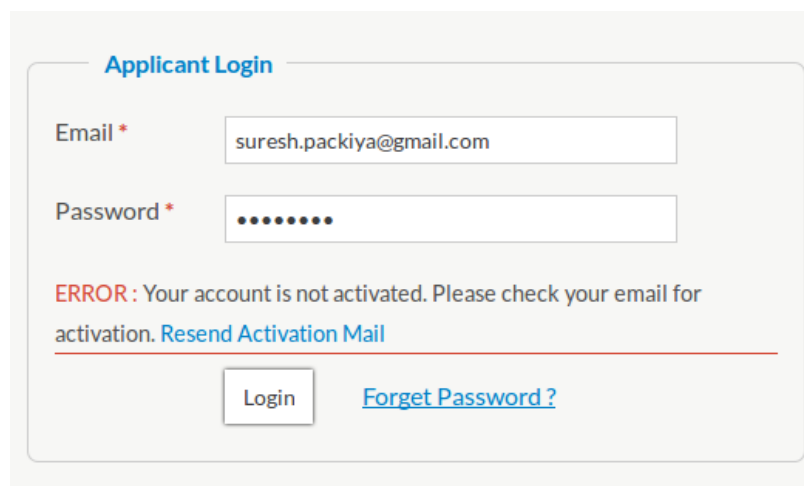


The screenshot shows a registration form titled "Applicant Registration". It contains the following fields and elements:

- Full Name *
- Email *
- Confirm Email *
- Password *
- Confirm Password *
- Captcha * (with a CAPTCHA image showing "40V^ND" and a text input field "Enter the shown text")
- Register button

Step 3

Activate your account by following the link sent in email. If you don't receive any email try logging in with your chosen Email and Password. You will be provided with a link to resend the activation email.



The screenshot shows a login form titled "Applicant Login". It contains the following fields and elements:

- Email * (with the value "suresh.packiya@gmail.com")
- Password * (with masked characters "••••••••")
- ERROR: Your account is not activated. Please check your email for activation. [Resend Activation Mail](#)
- Login button
- [Forget Password?](#) link

Step 4

Login with your chosen Email and Password.

Applicant Login

Email *

Password *

[Forget Password ?](#)

Step 5

Fill out all the section in the application and proceed to documents upload section.

Personal Information

1. Applicant Name *
2. Email *
3. Date of Birth *
4. Address *
5. Mobile * +91
6. Telephone +91
7. Category * SC ST OBC OBC-NCL GEN
8. Gender * Male Female Others

School

9. School *

Preferred Faculties

10. Three faculties preference with whom you would like to work: * ([Click here](#) to know about faculties research areas.)

Academic Record

Enter all your academic records starting from Secondary Level (10th Level). Atleast 3 entries are mandatory (Self attested copies of mark sheets/certificates to be uploaded)

11.	Examination	Board / University	Institute	Year of Passing	Marks (in %)	Division
	Secondary *	<input type="text"/>	<input type="text"/>	<input type="text"/>	<input type="text"/>	<input type="text"/>
	Higher Secondary *	<input type="text"/>	<input type="text"/>	<input type="text"/>	<input type="text"/>	<input type="text"/>
	Bachelors Level *	<input type="text"/>	<input type="text"/>	<input type="text"/>	<input type="text"/>	<input type="text"/>
	Masters Level	<input type="text"/>	<input type="text"/>	<input type="text"/>	<input type="text"/>	<input type="text"/>

Fellowship details

12. Do you have your own Summer Visiting fellowship ? *
- What fellowship do you have (e.g Inspire / KVPY Fellowship) ? Please enter *

List of Projects/Internships undertaken in the past

13. List of Projects/Internships undertaken in the past *

Please make sure that the statement doesn't exceeds 400 words

File Edit View Format Table Tools

← → Formats **B** *I* [List Icons]

Statement of Purpose

14. Statement of purpose describing your interests *

Please make sure that the statement doesn't exceeds 400 words

File Edit View Format Table Tools

← → Formats **B** *I* [List Icons]

p

Referees

15. Fill all 2 referees *

We recommend to provide official emails of Refrees

#	Name	Adress	Phone Number	Email
1)	<input type="text"/>	<input type="text"/>	<input type="text"/>	<input type="text"/>
2)	<input type="text"/>	<input type="text"/>	<input type="text"/>	<input type="text"/>

Step 6

Upload passport size Photo, Signature, Category certificate (if 'GEN' not required), 10th, 12th Marksheets, UG Marksheet and proceed to preview application.

Photo

Only jpeg/jpg file with maximum of 500KB in size is accepted.

Upload Photo * No file chosen

Signature

Only jpeg/jpg file with maximum of 500KB in size is accepted.

Upload Signature * No file chosen

Category Proof

Only jpeg/jpg file with maximum of 1MB in size is accepted.

31. Upload Category Proof * No file chosen

Secondary Level Marksheet

Only jpeg/jpg file with maximum of 1024KB in size is accepted.

Upload Secondary Marksheet * No file chosen

Higher Secondary Level Marksheet

Only jpeg/jpg file with maximum of 1024KB in size is accepted.

Upload Higher Secondary Marksheet * No file chosen

Step 7


While previewing the application, Applicants can edit the form or update the documents before submitting the application. Please verify the application form and make the changes if required and submit the application form.

Online Application for Summer Visiting Programme

Application ID: SVP2016-01-212-00001

[Edit Form](#) | [Change/Upload Docs](#) | [Submit Application](#)

Personal Information

1. Applicant Name	Suresh Kumar	Photo
2. Email	suresh.packiya@gmail.com	

Step 8

After Submitting the application , applicants can take a print of the application for their future reference. An email to both the referee will be sent seeking their recommendation with a link to recommendation form. Please ask your referees to fillout the form in order to complete your application to Summer Visiting Programme at IISER Thiruvananthapuram.