

Indian Institute of Science Education and Research Thiruvananthapuram  
**Prathiba Scholars Visiting Programme Application**

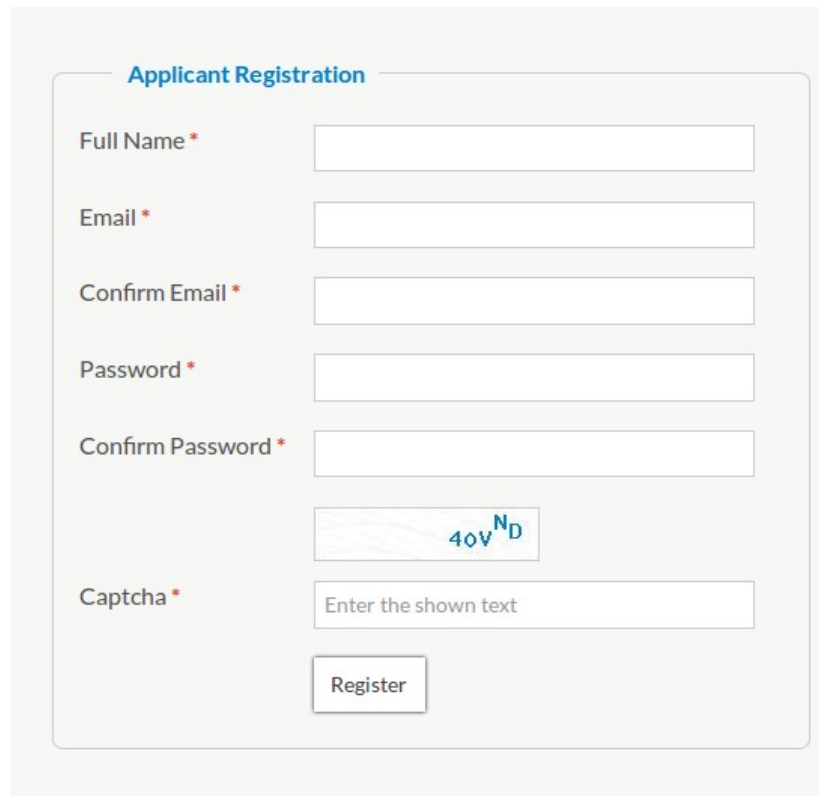
**Instructions for Applicants**

Step 1

Visit the link <http://sp.iisertvm.ac.in/psvp/> and hit apply now.

Step 2

Register as a applicant . You will receive an email with activation link. If not please check your spam directory.

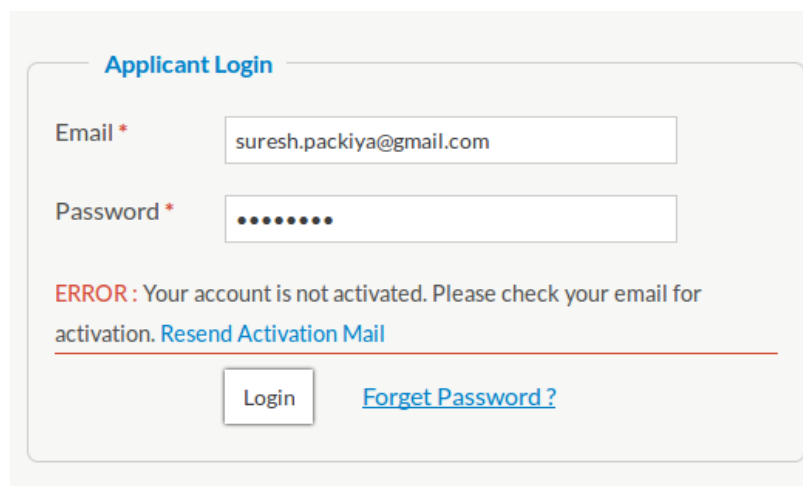


The screenshot shows a registration form titled "Applicant Registration". It contains the following fields and elements:

- Full Name \*
- Email \*
- Confirm Email \*
- Password \*
- Confirm Password \*
- Captcha \* (with a CAPTCHA image showing "40V<sup>N</sup>D" and a text input field "Enter the shown text")
- Register button

Step 3

Activate your account by following the link sent in email. If you don't receive any email try logging in with your chosen Email and Password. You will be provided with a link to resend the activation email.

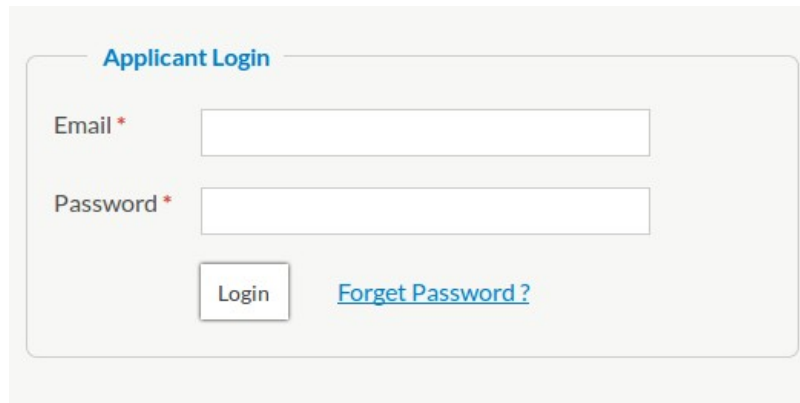


The screenshot shows a login form titled "Applicant Login". It contains the following fields and elements:

- Email \* (filled with "suresh.packiya@gmail.com")
- Password \* (masked with dots)
- ERROR: Your account is not activated. Please check your email for activation. [Resend Activation Mail](#)
- Login button
- [Forget Password?](#) link

## Step 4

Login with your chosen Email and Password.



The image shows a login form titled "Applicant Login". It contains two input fields: "Email \*" and "Password \*". Below the "Password \*" field is a "Login" button and a blue link labeled "Forget Password?".

**Applicant Login**

Email \*

Password \*

[Forget Password ?](#)

## Step 5

Fill out all the section in the application and proceed to documents upload section.

### Personal Information

1. Applicant Name \*

2. Email \*

3. Date of Birth \*

4. Address \*

5. Mobile \* +91

6. Telephone +91

7. Category \*  SC  ST  OBC  OBC-NCL  GEN

8. Gender \*  Male  Female  Others

### School

9. School \*

### Academic Record

Enter all you academic records starting from Secondary Level (10th Level). Atleast 3 entries are mandatory (Self attested copies of mark sheets/certificates to be uploaded)

10.	Examination	Board / University	Institute	Year of Passing	Marks (in %)	Division
Secondary *	<input type="text"/>	<input type="text"/>	<input type="text"/>	<input type="text"/>	<input type="text"/>	<input type="text"/>
Higher Secondary *	<input type="text"/>	<input type="text"/>	<input type="text"/>	<input type="text"/>	<input type="text"/>	<input type="text"/>
Bachelors Level *	<input type="text"/>	<input type="text"/>	<input type="text"/>	<input type="text"/>	<input type="text"/>	<input type="text"/>
Masters Level	<input type="text"/>	<input type="text"/>	<input type="text"/>	<input type="text"/>	<input type="text"/>	<input type="text"/>

### List of Projects/Internships undertaken in the past

Please make sure that the statement doesn't exceeds 400 words

11. List of Projects/Internships undertaken in the past \*

File Edit View Format Table Tools

← → Formats **B** *I* [List of icons]

p

### Statement of Purpose

Please make sure that the statement doesn't exceeds 400 words

12. Statement of purpose describing your interests \*

File Edit View Format Table Tools

Formats **B** *I* [List Bulleted] [List Numbered] [List Disc] [List Square] [List Circle] [List Triangle] [List Diamond] [List Square] [List Circle] [List Triangle] [List Diamond]

p

### Prefered Facultyies

13. Three faculties preference with whom you would like to work: \*

--select-- --select-- --select--

### Referees

14. Fill all 2 referees \*

We recommend to provide official emails of Refrees

#	Name	Adress	Phone Number	Email
1)	<input type="text"/>	<input type="text"/>	<input type="text"/>	<input type="text"/>
2)	<input type="text"/>	<input type="text"/>	<input type="text"/>	<input type="text"/>

### Parent/Guardian Details

15. Name \*

16. Address \*

17. Phone Number \*

I hereby declare that all the particulars furnished are correct. I understand that my association direct or indirect with any unlawful organization, is forbidden. I am aware that any incorrect information may lead to cancellation of my admission/selection. If selected, I promise to abide by the rules and regulation of the Institute.

Save and Proceed for Document(s) Upload

## Step 6

Upload passport size Photo, Signature, Category certificate (if 'GEN' not required), 10<sup>th</sup>, 12<sup>th</sup> Marksheets, UG Marksheet , Prathiba Scholar Certificate and proceed to preview application.

**Photo**

Only jpeg/jpg file with maximum of 500KB in size is accepted.

Upload Photo \*  No file chosen

**Signature**

Only jpeg/jpg file with maximum of 500KB in size is accepted.

Upload Signature \*  No file chosen

**Category Proof**

Only jpeg/jpg file with maximum of 1MB in size is accepted.

31. Upload Category Proof \*  No file chosen

**Secondary Level Marksheet**

Only jpeg/jpg file with maximum of 1024KB in size is accepted.

Upload Secondary Marksheet \*  No file chosen

**Higher Secondary Level Marksheet**

Only jpeg/jpg file with maximum of 1024KB in size is accepted.

Upload Higher Secondary Marksheet \*  No file chosen

## Step 7


While previewing the application, Applicants can edit the form or update the documents before submitting the application. Please verify the application form and make the changes if required and submit the application form.

**Online Application for Summer Visiting Programme**

**Application ID: SVP2016-01-212-00001**

[Edit Form](#) | [Change/Upload Docs](#) | [Submit Application](#)

**Personal Information**

1. Applicant Name	Suresh Kumar	Photo
2. Email	suresh.packiya@gmail.com	

## Step 8

After Submitting the application , applicants can take a print of the application for their future reference. An email to both the referee will be sent seeking their recommendation with a link to recommendation form. Please ask your referees to fillout the form in order to complete your application to Summer Visiting Programme at IISER Thiruvananthapuram.